MODERATE / 12 DRAWING STAGES

A cute puppy resting on its paws

Dark: new lines. Gray: earlier lines. Pale dashes: temporary guides to erase.

STEP 1



Draw the rounded crown and the beginnings of the head sides. Leave openings for the floppy ears and muzzle.

STEP 2

Continue the nearer floppy ear down the left side and around its rounded bottom. Add its inner edge and the short cheek curve.

STEP 3

Add the farther floppy ear on the right, behind the head. Keep its bottom higher than the nearer ear.

STEP 4

Draw the low back, rounded hind leg and tucked hind paw. Leave the body open toward the front.

Continue with the next steps on the following page.

A cute puppy resting on its paws

Dark: new lines. Gray: earlier lines. Pale dashes: temporary guides to erase.

STEP 5

Add the small curved tail behind the back. Join its root to the body without drawing through the hind leg.

STEP 6

Draw the nearer broad front paw and foreleg. Rest the paw on the same ground level as the hind paw.

STEP 7

Add the second front paw and its foreleg beside the first. Keep the pair broad and close together.

STEP 8



Outline the two rounded muzzle lobes above the paws. Leave a small opening where the nose will sit.

Continue with the next steps on the following page.

A cute puppy resting on its paws

Dark: new lines. Gray: earlier lines. Pale dashes: temporary guides to erase.

STEP 9



Draw and darken the nose, preserving its highlight. Connect it down to the muzzle with the short mouth line.

STEP 10



Add the two eyes, following the head tilt. The far eye is narrower; keep the small highlights white.

STEP 11



Place the two short eyebrow curves above the eyes. Let their angle follow the face.

STEP 12



Add the small fur creases inside the nearer ear, along the back and beside the front legs. Stop before the outline.

Try this fix: The head sits above the paws. Keep both front paws broad and on the same baseline; the back is lower than the head.

Make it yours: Make the eyes gently closed or use one darker ear when you color the finished outline.

A cute puppy resting on its paws

Choose your own colors, or use the outline as a drawing reference.



ONE COLOR IDEA

A cute puppy resting on its paws

This palette is optional. Try your own colors.